

# 7,5cm gun barrel with muzzle brake for German tank PANTHER Ausf. A

Lufa do niemieckiego czołgu PANTHER model A

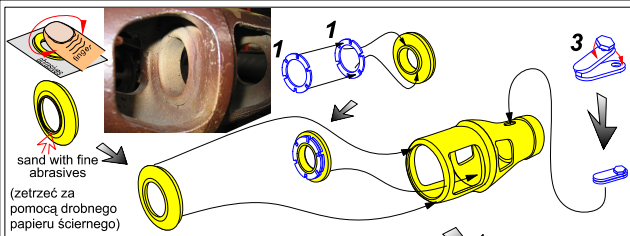
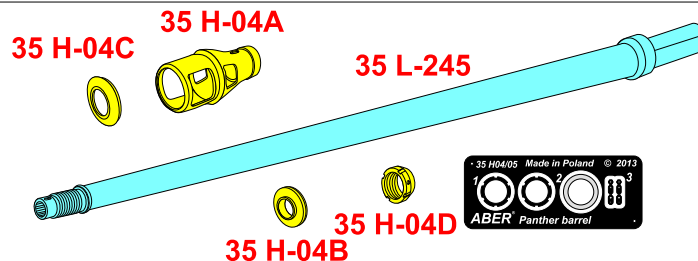
1/35 scale update fit to TAKOM model

## ABER®

## 35 L-245

WWW.ABER.NET.PL

Made in Poland © 2018



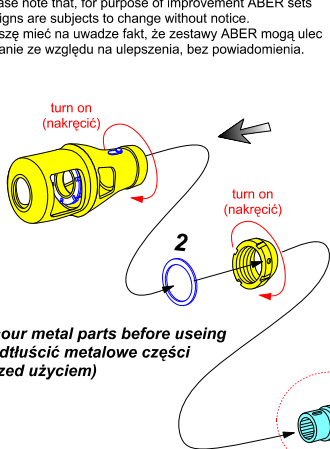
sand with fine abrasives  
(zetrzeć za pomocą drobnego papieru ściernego)

Please note that, for purpose of improvement ABER sets designs are subjects to change without notice.  
Proszę mieć na uwadze fakt, że zestawy ABER mogą ulec zmianie ze względu na ulepszenia, bez powiadomienia.

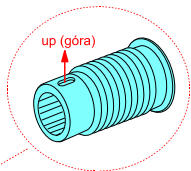
### SEPARATELY SOLD:

- 35 260 GERMAN MEDIUM TANK Pz.Kpfw. V, Ausf.A (Sd.Kfz. 181) Panther A
- 35 A91 Rear boxes for Panther tanks & Jagdpanter
- 35 A107 Side skirts for Sd.Kfz. 171 Panther Ausf.D & Ausf.A
- 35 A110 Front fenders for Panther Ausf.A/D
- 35 G33 PzKpfw V Ausf.A/D "Panther" (Sd.Kfz.181) GRILLES
- 35 L-63 - Set of 2 barrels for German Tank MG 34 machine guns
- 35 L-70 - Set of 2 barrels for German MG 34 machine guns
- 35 L-98 - Set of 2 barrels for German tank machine gun MG 34 with Panzermantle
- 35 R-23 - Cleaning rod and spare aerial stowage for German Panther & Jagdpanther
- 35 R-26 - German 2 m antenna rods
- 35 R-30 - German aerials set for command tanks 1,4m; 1,8m & 2m
- 35 R-42 - German 2 m antennas with ring base

We advise that better method to join metal to metal is soldering.  
Use ABER soldering solution AF20 (doradzamy łączenie części metalowych za pomocą lutownia. Zastosuj nasz topnik AF20)

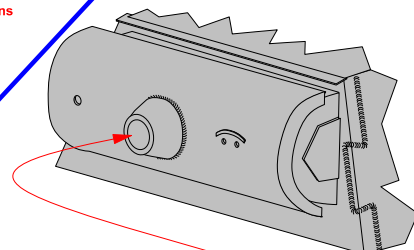


Fill with putty or solder then sand with fine abrasives  
(zaspachlować lub zalutować, a potem zetrzeć za pomocą drobnego papieru ściernego)



up (górze)

Scour metal parts before using  
(Odtłuścić metalowe części przed użyciem)



**WARNING**  
Any unauthorized copying, producing and reproducing of ABER company product or any part thereof, is strictly prohibited and any such action establishes liability a civil action and may give rise to criminal prosecution.