

# GERMAN TANK DESTROYER

# Jagdtiger

(Sd.Kfz. 186)

## Vol.2 -Fenders

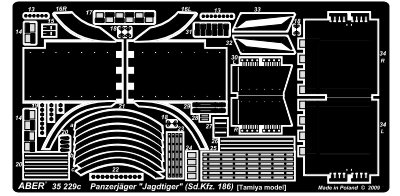
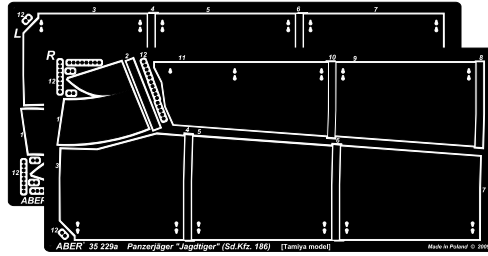
Niemiecki niszczyciel czołgów Jagdtiger cz.2 - Błotniki  
1/35 scale update for Tamiya & Takom models

**ABER**

**35 229**

WWW.ABER.NET.PL

Made in Poland © 2009/2019

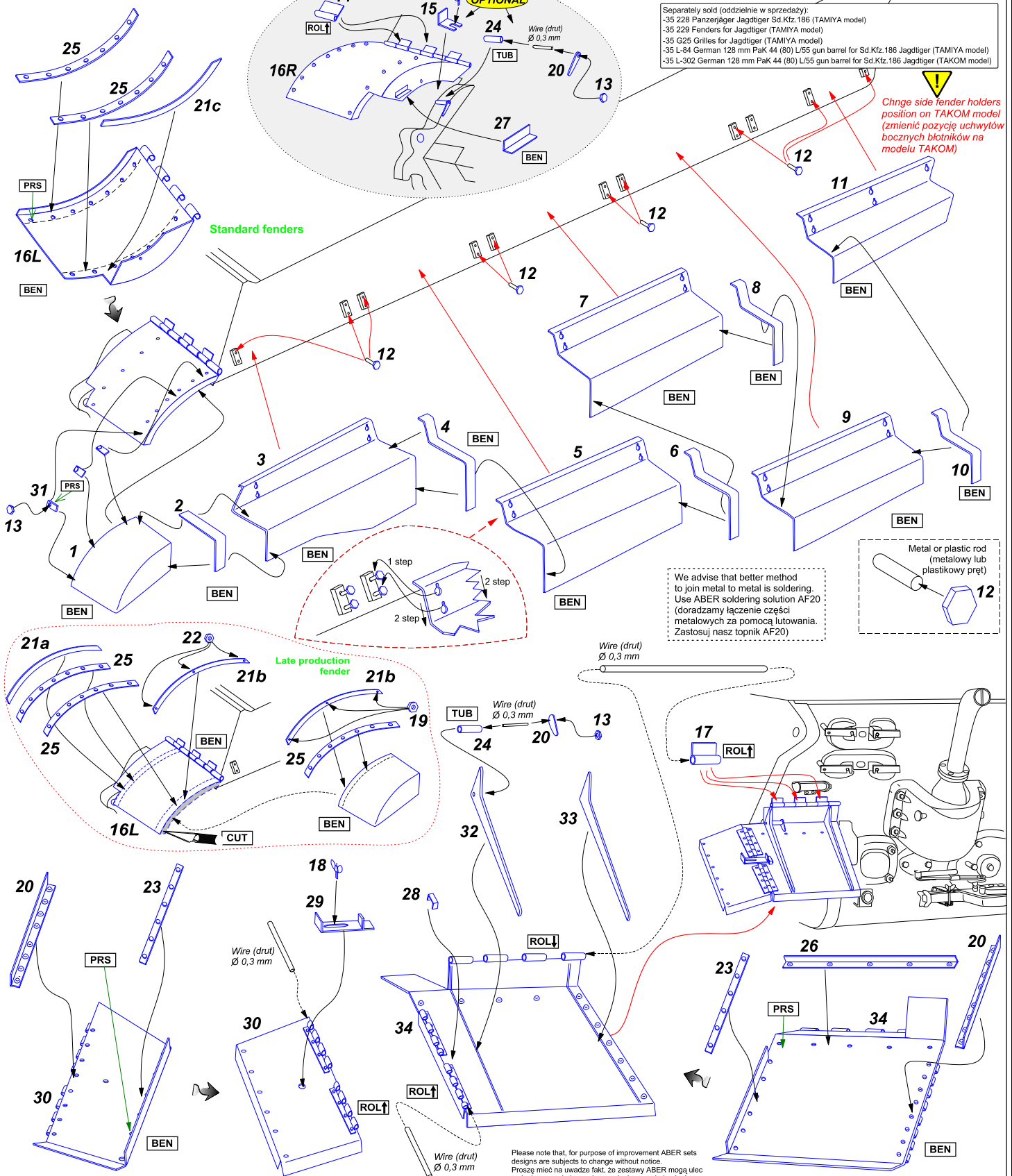


**WARNING**

Any unauthorized copying, producing and reproducing of ABER company products, or any part thereof, is strictly prohibited and any such action establishes liability for a civil action and may give rise to criminal prosecution.

L- left side (lewa strona)

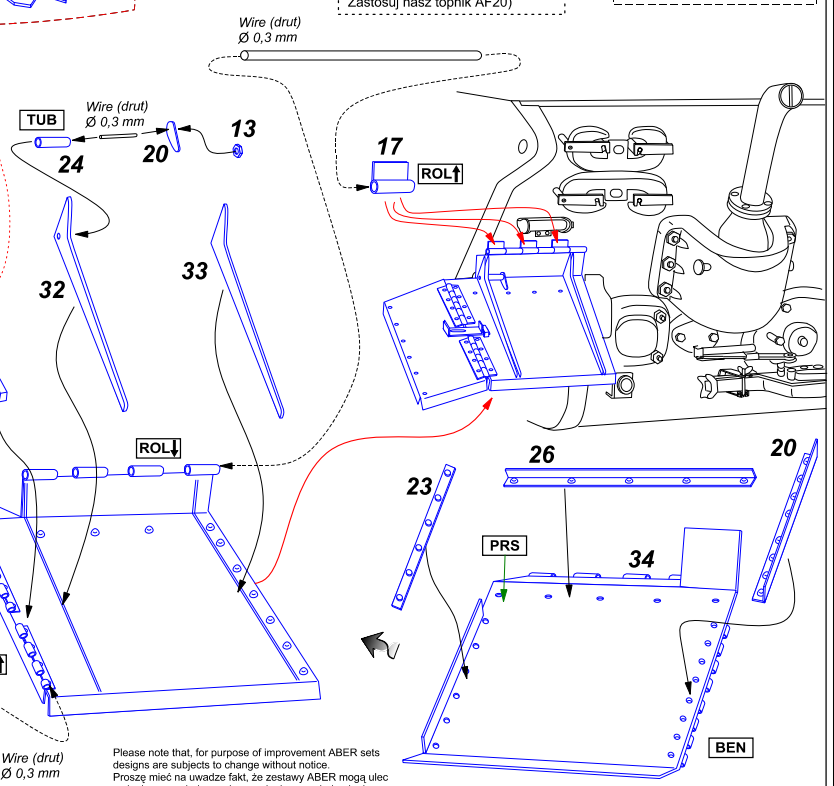
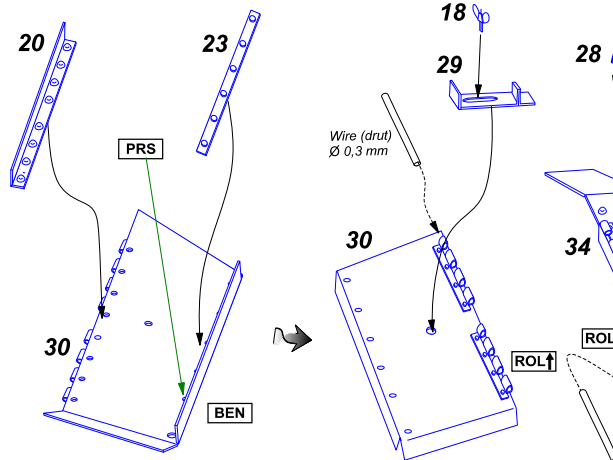
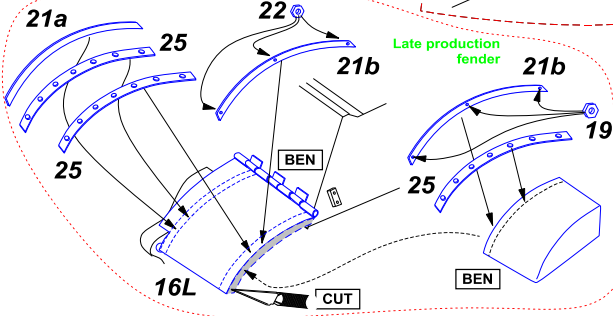
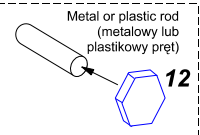
R- right side (prawa strona)



- Separately sold (oddzielnie w sprzedaży):
- 35 228 Panzerjäger Jagdtiger Sd.Kfz.186 (TAMIYA model)
  - 35 229 Fenders for Jagdtiger (TAMIYA model)
  - 35 G25 Grilles for Jagdtiger (TAMIYA model)
  - 35 L-84 German 128 mm PaK 44 (80) L/55 gun barrel for Sd.Kfz.186 Jagdtiger (TAMIYA model)
  - 35 L-302 German 128 mm PaK 44 (80) L/55 gun barrel for Sd.Kfz.186 Jagdtiger (TAKOM model)

**!**  
Change side fender holders position on TAKOM model (zmieńć pozycję uchwytów bocznych błotników na modelu TAKOM)

We advise that better method to join metal to metal is soldering. Use ABER soldering solution AF20 (doradzamy łączenie części metalowych za pomocą lutownia. Zastosuj nasz topnik AF20)



Please note that, for purpose of improvement ABER sets designs are subjects to change without notice. Proszę mieć na uwadze fakt, że zestawy ABER mogą ulec zmianie ze względu na ulepszenia, bez powiadomienia.